

## DarkOwl Vision UI to Search API Field Map

### Base search options:

- [Search bar](#)
- [Next page of results](#)
- [Sort options](#)
- [De-duplicate result sets](#)
- [Using date parameters](#)

### Searching for tokenized entities in results:

- [Find credit card numbers in documents](#)
- [Find social security numbers in documents](#)
- [Find email addresses in documents](#)
- [Find email addresses from a domain in documents](#)
- [Find IP addresses in documents](#)
- [Find cryptocurrency addresses in documents](#)

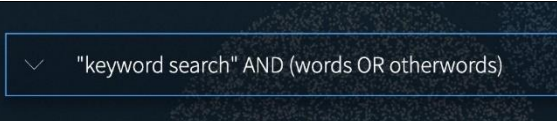
### Using filters:

- [Filter to results from a data leak](#)
- [Filter to results from a data source](#)
- [Filter to results classified as a particular group](#)
- [Filter to results scored with Hackishness](#)
- [Filter to results in a certain language](#)
- [Filter to results from a particular domain](#)
- [Filter to results that have particular entities in them](#)
- [Filter to results that have a certain number of entities in them](#)

### [Additional response options](#)

### Search bar

Any text that goes directly into the search bar in the UI goes directly into the 'q' field. All keywords, Boolean operators, regex, etc.

UI	API
Search Bar	'q'
	/api/v1/search?q="keyword search" AND (words OR otherwords)

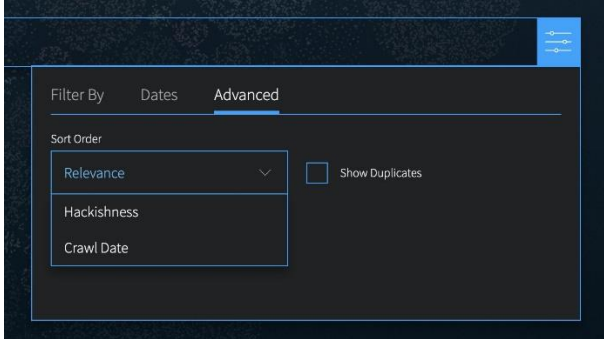
**Note: The API examples in this document are shown before URL encoding.**

## Next page of results

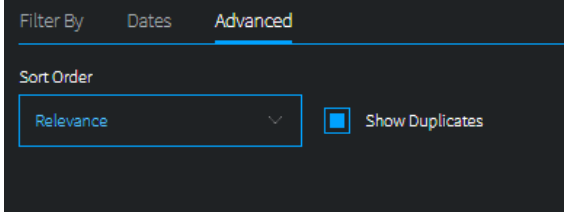
By default, a page in both UI and API are 20 results. To go to the next 'page' via API, do the exact same search but with `offset=20` for the second page, `offset=40` for the third, and so on.

UI	API
Next/Previous Page	'offset'

## Sort options

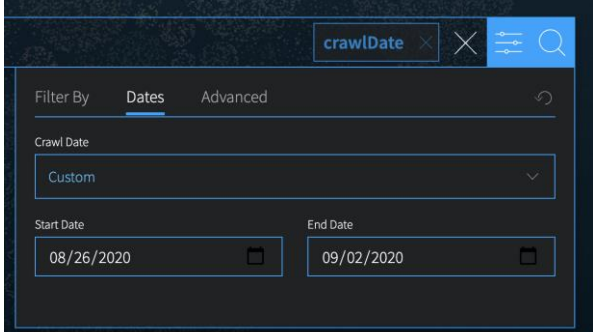
UI	API
Filters -> Advanced -> Sort	'sort'
	/api/v1/search?sort=r (Relevance) /api/v1/search?sort=d (Crawl Date) /api/v1/search?sort=h (Hackishness)

## De-duplicate result sets

UI	API
Filters -> Advanced -> Show Duplicates Box checked - similar=true Box unchecked - similar=false	'similar'
	/api/v1/search?similar=true /api/v1/search?similar=false

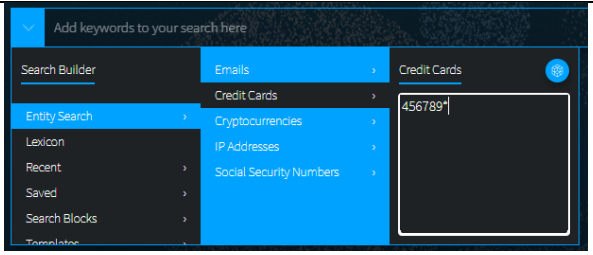
## Using date parameters

Use 'to' and 'from' together to form a range, or just set 'from' to a period in the past (i.e. 6 hours) to find all documents found in the last 6 hours. Keep in mind that while crawl date in the UI is displayed in local time, the API parameters and crawlDate field returned are in UTC.

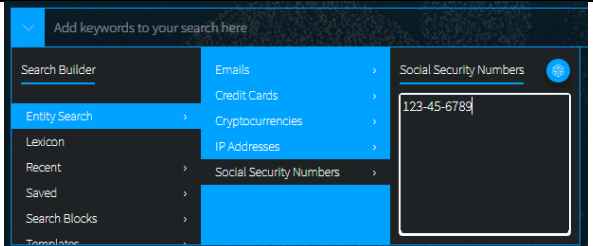
UI	API
Filters -> Dates	'to' and 'from'
	<pre>/api/v1/search?from=2020-08-26T00:00:00Z&amp;to=2020-09-02T00:00:00Z</pre>

## Find credit card numbers in documents

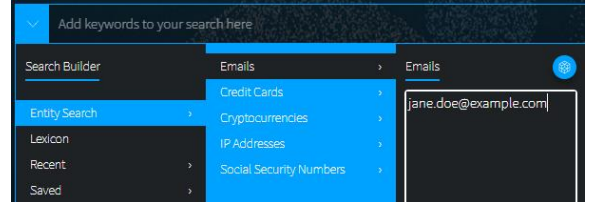
Full credit card number or BIN searching is available in both the UI and API. For full credit card numbers, type the number in the Credit Card search builder. For BIN searching (example below), type the BIN digits and a wildcard character (\*) in the Credit Card search builder.

UI	API
Search Builders -> Entity Search -> Credit Cards	'ccn'
	<pre>/api/v1/search?ccn=456789*</pre>

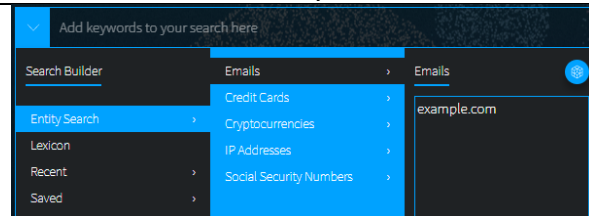
## Find social security numbers in documents

UI	API
Search Builders -> Entity Search -> Social Security Numbers	'ssn'
	<pre>/api/v1/search?ssn=123-45-6789</pre>

## Find email addresses in documents

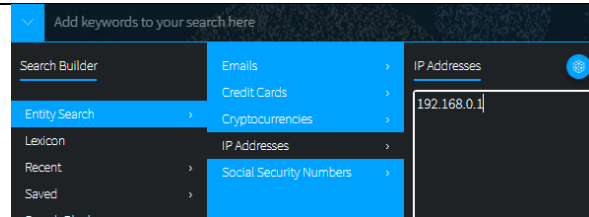
UI	API
Search Builders -> Entity Search -> Emails	'email'
	/api/v1/search?email=jane.doe@example.com

## Finding all email addresses from a domain in documents

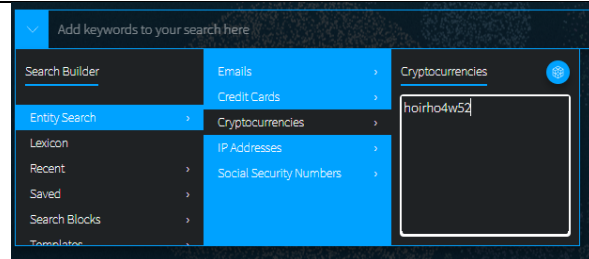
UI	API
Search Builders -> Entity Search -> Emails	'emailDomain'
	/api/v1/search?emailDomain=example.com

## Find IP addresses in documents

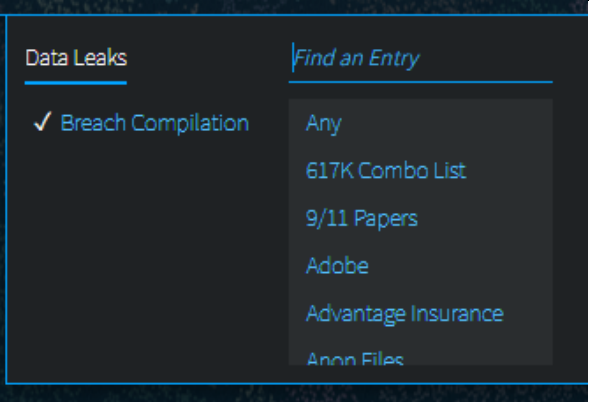
For API, you can use either the 'ipAddress' field or just use the q field.

UI	API
Search Builders -> Entity Search -> IPs	'ipAddress' or 'q'
	/api/v1/search?ip=192.168.0.1 /api/v1/search?q=192.168.0.1

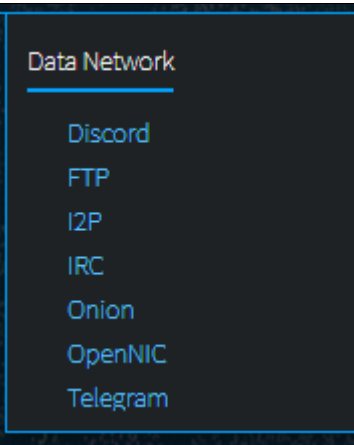
## Find cryptocurrency addresses in documents

UI	API
Search Builders -> Entity Search -> Cryptocurrencies	'cryptoAddress'
	/api/v1/search?cryptoAddress=hoirho4w52

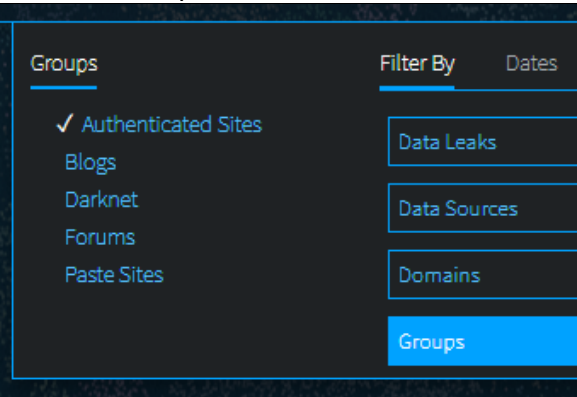
## Filter to results from a data leak

UI	API
Filters -> Data Leaks	'leak'
	/api/v1/search?leak=breachcompilation  <a href="#">Value options located here</a>

## Filter to results collection from a data network

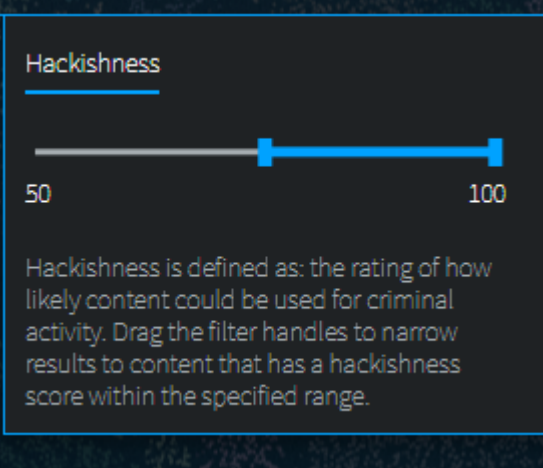
UI	API
Filters -> Data Network	'source'
	/api/v1/search?source=onion  Other source values are: discord ftp i2p irc onion openNIC telegram zeronet

## Filter to results classified as a particular group or type

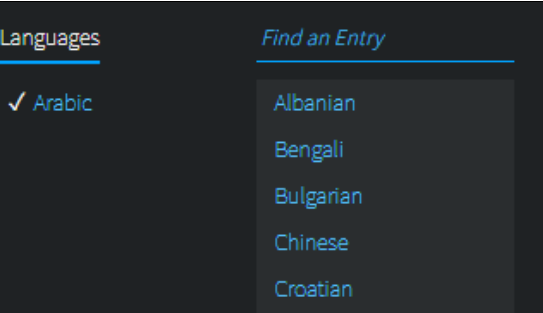
UI	API
Filters -> Groups	'group'
	/api/v1/search?group=authenticated  Other group values include: blogs darknets forums pastes

## Filter to results scored with Hackishness

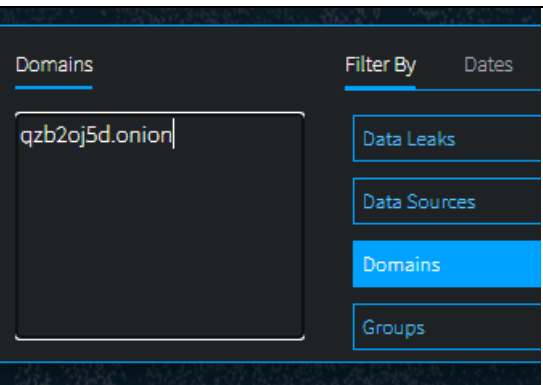
*Hackishness in the UI is displayed as a percentage value, but it's really a floating point value between 0 and 1. Hackishness of "50%" in the UI is equivalent to 0.5 in the API.*

UI	API
Filters -> Hackishness Range Slider	'hack_min' and 'hack_max'
	<pre>/api/v1/search?hack_min=.15&amp;hack_max=.80</pre>

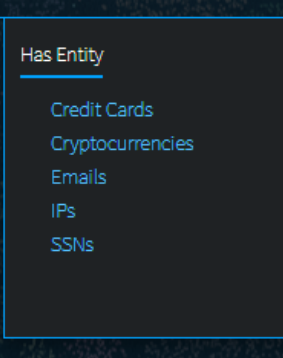
## Filter to results in a certain language

UI	API
Filter by -> Language	'lang'
	<pre>/api/v1/search?lang=Arabic</pre> <p><a href="#">Value options located here</a></p>

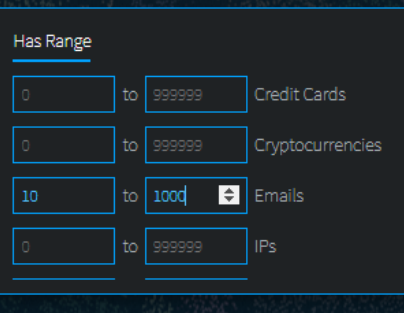
## Filter to results that were collected from a particular domain

UI	API
Filters -> Domain	'domain'
	<pre>/api/v1/search?domain=qzb2oj5d.onion</pre>

## Filter to results that have particular entities in them

UI	API
Filters -> Has Entity 	'has' /api/v1/search?has=email /api/v1/search?has=ssn /api/v1/search?has=ccn /api/v1/search?has=cryptocurrency /api/v1/search?has=ip

## Filter to results that have a certain number of entities in them

UI	API
Filters -> Has Range (Credit Cards) Filters -> Has Range (Emails) Filters -> Has Range (SSNs) Filters -> Has Range (IPs) Filters -> Has Range (Cryptocurrencies)	'cccn_min' and 'cccn_max' 'cemail_min' and 'cemail_max' 'cssn_min' and 'cssn_max' 'cip_min' and 'cip_max' 'ccrypto_min' and 'ccrypto_max'
	/api/v1/search?cemail_min=10&cemail_max=1000

## Additional Response Options

The following API parameters can be used according to your preference. The DarkOwl Vision UI uses the following defaults:

- req (false)
- detail (full)
- count (20)
- highlight (true)