

DarkOwl Vision UI to Entity API Field Map

Base entity options:

- [Email Domain](#)
- [Email Address](#)
- [BIN](#)
- [Credit Card](#)
- [IP Address](#)
- [Cryptocurrency](#)

Pagination:

- [Get Next Page of Results](#)

Filter options:


- [Using Date Parameters](#)

Get source document:

- [See Full Result using Search API](#)

Email Domain

Use to search for all email addresses belonging to one domain or one subdomain. Search for the domain portion only; do not include @ symbols, etc.

UI	API
	<pre data-bbox="993 1276 1393 1348">/api/v1/entity/email-domain?domain=darkowl.com</pre>

Email Address

Use to search for a single email address. Use the /email-domain endpoint to search for email addresses across an entire domain.

UI	API
	<pre data-bbox="925 1614 1464 1686">/api/v1/entity/email-address?address=support@darkowl.com</pre>

BIN

UI	API
	<p>/api/v1/entity/bin?bin=123456</p>

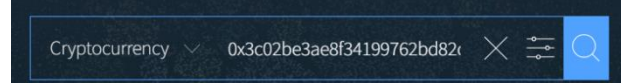
Credit Card

UI	API
	<p>/api/v1/entity/ccn?ccn=12345678909876</p>

IP Address

UI	API
	<p>/api/v1/entity/ip-address?address=192.68.0.0</p>

Cryptocurrency

UI	API
	<p>/api/v1/entity/crypto-address?address=0x3c02be3ae8f34199762bd82c3fa2d837ac924f56</p>

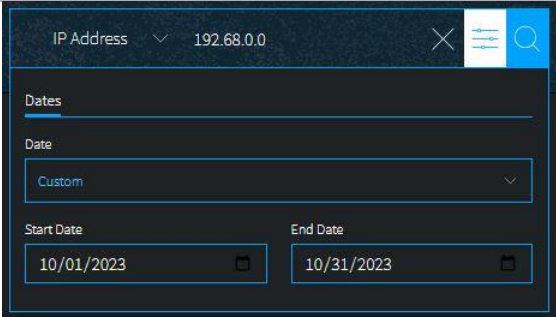
Pagination

When a query has more than one page of results, a *nextPage* value will be returned in the API response. The results in your first page of results are the most recent results in the DarkOwl Vision dataset. This value can be passed back through the *nextPage* parameter to receive the next page of results.

UI	API
<p>Previous Page button</p>	<p>nextPage</p>
	<p>/api/v1/entity/nextPage=[valuereturned]</p>

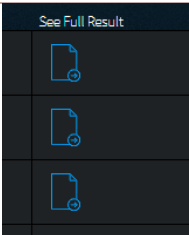
Using Date Parameters

Use 'to' and 'from' together to form a range, or just set 'from' to a period in the past (i.e. prior 7 days). Keep in mind that while crawl date in the UI is displayed in local time, the API parameters and crawlDate field returned are in UTC.

UI	API
Filters -> Dates	'to' and 'from'
	<p data-bbox="933 525 1453 682">/api/v1/entity/ip-address?address=192.68.0.0&from=2023-10-01T00:00:00Z&to=2023-10-30T00:00:00Z</p> <p data-bbox="933 703 1453 787"><i>Date parameters are available in all entity endpoints; example shown is ip address.</i></p>

See Full Result using Search API

Enrichment Option: The Entity endpoint will return a snippet from the full document, along with an id value. This id value references the original document in which the entity was discovered. If part of your API subscription, this id value can be passed to the Search API endpoint in order to retrieve the full document result.

UI	API
See Full Result	Use id value with Search API q field
	<p data-bbox="1015 1239 1372 1281">/api/v1/search?q=[idvalue]</p>